

Wind Cone

Compliances:

- ICAO: Annesso 14 - Volume I
- EASA: CS ADR-DSN.K.490
- FAA : AC150/5345-27

Manuals:

- Instruction Manuals: **UT-MT-0451** (MV240), **UT-MT-0072** (MV400), **UT-MT-0069** (MV800)



Applications:

A wind cone visually indicates prevailing wind direction at a particular location on an airfield or heliport.. Wind cones are commonly supplied with a single obstruction light and four floodlights to illuminate the windsock. The customer may select lighting and windsock colour.

Features:

WINDSOCK: is made of lightweight synthetic fabric as a truncated cone, in the following sizes:

- Model 800: Ømax 0.90 m, Ømin 0.45 m, 3.75 m long, height of the sock center above the ground 5.40 m
- Model 400: Ømax 0.60 m, Ømin 0.30 m, 2.40 m long, height of the sock center above the ground 3.35 m

The socks are available in different colours:

- orange or red and white (stripes) (Models 800 and 400)

REVOLVING FRAME: an aluminium pipe with a robust aluminium structure, holding the wind sock open; it is mounted on roller bearings for free rotation.

OUTSIDE LIGHTING ASSEMBLY: when required, it consists of a supporting pipe with a connection box on the top, which four steel arms are fixed to, ending with lampholders. The lamps are in the following ratings:

- Model 800: 180 W, 220 V, E 27 base, 2000 hour rated life
- Model 400: 90 W, 220 V, E 27 base, 2000 hour rated life

OBSTRUCTION LIGHTING: (only for lighted wind cone versions) if required, on the top of the wind cone, for models 800 and 400, a single or double obstruction light, with 60 W, 220-240 V lamp(s), E 27 base, 8000 hour rated life. As option it is possible to require lamp(s) rated 100 W.

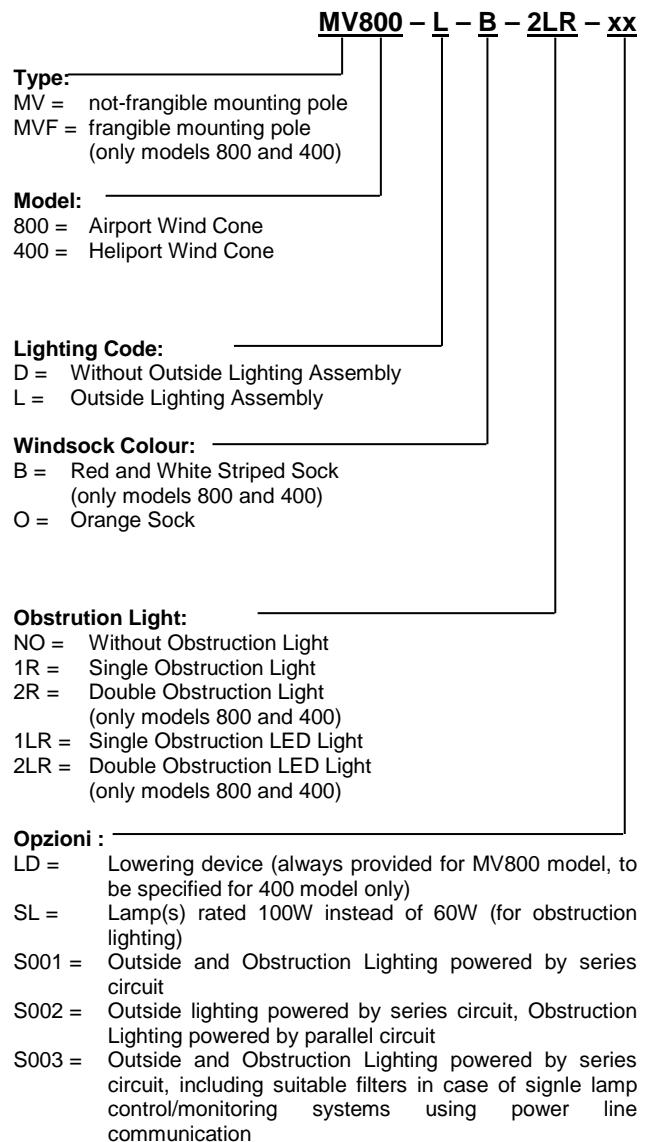
All the models can be equipped with LED obstruction fittings. The power consumption of a single light is 12 VA and the rated life exceeds 60000 hours

How to Order:

To the basic part number add the model, the lighting configuration, the windsock colour and the eventual obstruction light.

If required, any option can be added.

Order the threaded anchoring rods separately.



MOUNTING POLE: polygonal section, is made of steel sheet, complete with base flange. The connection box is fixed to the mounting pole. For MVF type, the mounting consists of a frangible pole of suitable length, compliant to FAA AC 150/5345-45 Specs.

LOWERING DEVICE: it permits the lowering of the wind cone for easy and secure maintenance of the lighting assembly and wind sock replacement. The lowering device for MV800 airport model is always included and consists of a mid pole of polygonal section, hinged to the mounting pole. The lowering device for MV400 heliport model, supplied on request, consists of a steel plate which the base flange of the mounting pole is hinged to. The MV240 model is not provided with the lowering device. For MVF type the frangible pole is bottom-hinged to its anchoring flange.

POWER SUPPLY: 220V A, 50Hz single-phase. On request, the wind cone can be supplied complete with a dedicated panelboard to allow the power supply by a series circuit.

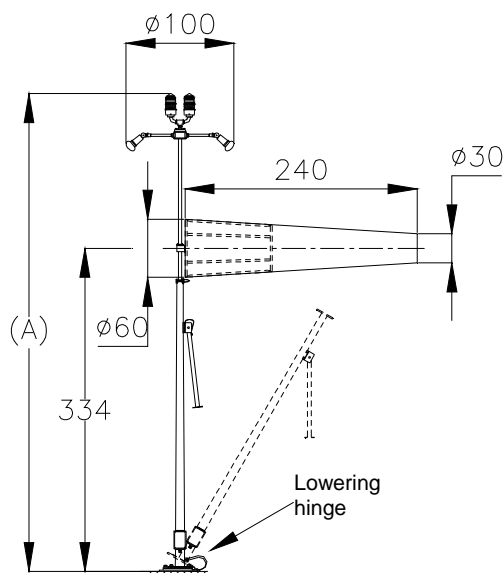
GROUNDING: a suitable screw is provided.

INSTALLATION: the wind cone has to be installed on a suitable concrete base with cast threaded anchoring rods

Accessories:

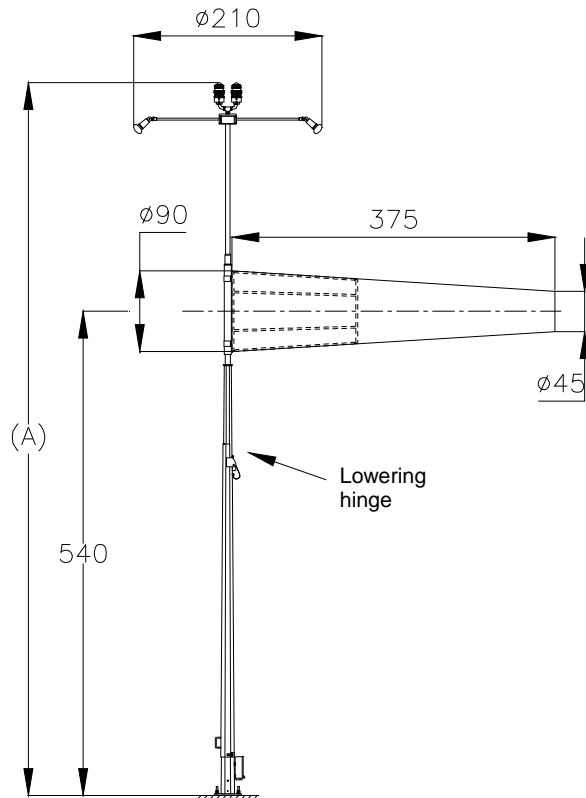
[P/N]	Description
168.2010	Set of threaded anchoring rods with nuts and washers for MV800 airport model
168.2015	Set of threaded anchoring rods with nuts and washers for MVF800 airport model
168.1000	Set of threaded anchoring rods with nuts and washers for MV400 heliport model
332.4185	Jig for outside lampholder aiming for MV800 and MV400 models

MV400 Heliport Wind Cone (Dimensions in cm)



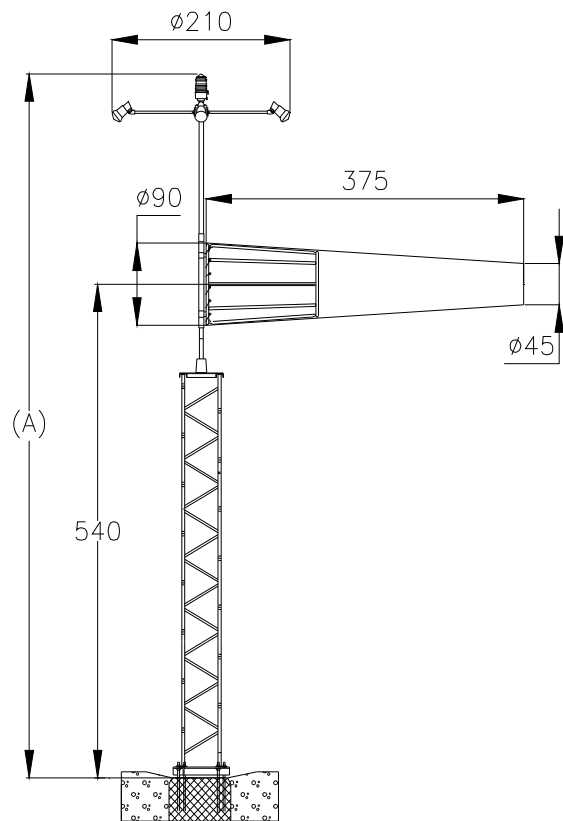
Model Code	Weight [kg]	Overall Height A [cm]
MV400-D	42	365
MV400-L	50	460
MV400-L-1R or 1LR	55	485
MV400-L-2R or 2LR	57	495
Lowering Device	35	

MV800 Airport Wind Cone
(Dimensions in cm)



Model Code	Weight [kg]	Overall Height A [cm]
MV800-D	105	615
MV800-L	125	760
MV800-L-1R o 1LR	130	785
MV800-L-2R o 2LR	135	795

MVF800 Airport Frangible Wind Cone
(Dimensions in cm)



Model Code	Weight [kg]	Overall Height A [cm]
MVF800-D	180	615
MVF800-L	200	760
MVF800-L-1R or 1LR	205	785
MVF800-L-2R or 2LR	210	795

Renewal Parts:

[P/N]	Description
166.4035	Red lens with safety rope and hardware for obstruction light with incandescent lamp (Models 400 and 800)
166.4070	E 27 lampholder with support for obstruction light with incandescent lamp (power supply 230V AC)
166.4080	E 26 lampholder with support for obstruction light with incandescent lamp (power supply 120V AC)
168.1205	Arm with lampholder and cable leads (Model 400)
168.2221	Arm with lampholder and cable leads (Model 800)
168.2100	Red and white striped sock with cord (Model 800)
168.2110	Orange sock with cord (Model 800)
170.1060	Orange sock with cord (Model 400)
170.1160	Red and white striped sock with cord (Model 400)
334.4175	Stainless steel clamp
335.0110	Insulating disk for E27 lampholder
468.7001	Two-pole fuseholder, size 10.3x38, for lighted wind cone (Models 800 and 400)
479.0137	Transfer relay for double obstruction light with incandescent lamps

481.0127	Base for transfer relay
487.0212	4A fuse for lighted wind cone connection box (Models 800 and 400)
502.3050	Shunt resistance (for lamps rated 60W 230V)
502.3081	Shunt resistance (for lamps rated 100W 230V)
752.1013	Paste for electrical contacts Carboni 'CONTACTUS' (Model 240)
758.2009	O-ring for red lens, for obstruction light with incandescent lamp (Models 800 and 400)
758.2028	Gasket for outside lighting lampholder
760.0030	116 W, 120 V lamp, E 26 bse, for obstruction light
760.1345	60 W, 220-240 V lamp, E27 base (long life type) for obstruction light
760.1520	100 W, 220-240 V lamp, E27 base (long life type) for obstruction light
760.1555	135W, 220V lamp, E27 base, for outside lighting (Model 400 and Model 800 in case of series power supply)

760.1560	180W, 220V lamp, E27 base, for outside lighting (Model 800)
780.0230	E27 lampholder for obstruction light with incandescent lamp
168.2040	Revolving frame (Model 800)
019.0030	Panelboard for outside and obstruction lighting power supply by series circuit (Model 800)
019.0036	Panelboard for outside lighting power supply by series circuit and obstruction Lighting power supply by parallel circuit (Model 800)
019.0052	Panelboard for outside and obstruction lighting power supply by series circuit, including suitable filters in case of single lamp control/monitoring systems using power line communication (Model 800)
323.2360	Cable lead with FAA L-823 plug, 1 m long
657.0056	220VDC/24VDC 110W power supply pack
657.0057	Cover kit for power supply pack
150.2382	E897 power supply card (for wind cones powered by series circuit)
491.0116	Safety microswitch
491.0117	Microswitch cover
155.2503	Breakable coupling for panelboard
468.7000	Single-pole fuseholder
468.7001	Two-pole fuseholder
487.0204	10,3x38 0,25 A fuse
487.0212	10,3x38 4 A fuse
632.0266	Lampholder with green cap for panelboard
462.0287	Two-pole switch



Via della Solidarietà, 2/1
40056 Valsamoggia Loc. Crespellano – Bologna (Italy)
tel: +39 051 6656611 - fax: +39 051 6650099
e-mail: ocem@ocem.com - web: www.ocem.com

We reserve the right to change the design or specification data without notice

UC-PU-0068-Rev.E